

# Wharfedale Wi-Fi heat maps

## About Club Wi-Fi

Our Wi-Fi operates on 2 different frequencies, 2.4GHz and 5GHz. In most cases your device will choose the most appropriate frequency automatically, but here are some important notes about the different frequencies that may help you choose a pitch to suit your Wi-Fi needs:

- Wi-Fi signal strength for both frequencies has been tested in front of each pitch. The 5GHz frequency is more easily blocked by solid objects, so may be significantly lower inside your outfit than indicated.
- Some older devices are unable to use the 5GHz frequency and are limited to 2.4GHz. The following devices (or newer) should be able to connect to 5GHz Club Wi-Fi:
  - Android phones after 2013 and tablets after 2014
  - Apple phones and tablets after 2012.
- Check in your manual or the manufacturer's website if your TV supports the 5GHz frequency. If your TV supports 802.11ac or 802.11n, it supports 5GHz. Smart TVs can be connected to the Premium Club Wi-Fi, but will need to be registered/signed in to BT's Wi-Fi portal via a web browser.


Visit [camc.com/Wi-Fi](http://camc.com/Wi-Fi) for more guidance on connecting your devices to Club Wi-Fi.

## Using heat maps

The first heat map shows the range and strength of signal for the 2.4GHz frequency and the second 5GHz. Each heat map has a colour scale indicating the strength of signal to each pitch.

Weaker signal

Stronger signal



Signal strength values are negative, so -30dBm (green) is a stronger signal than -67dBm (orange). -67dBm is the minimum signal strength needed to make phone calls over Wi-Fi or stream video, though both also need adequate bandwidth/speed. The minimum speed to stream BBC iPlayer at standard quality is a little over 1.5Mbps (Free Club Wi-Fi is limited to 1Mbps).

*Please note: We cannot guarantee specific pitch availability on arrival at site.*

## Our Wi-Fi services

We offer FREE Wi-Fi to pitch at 113 campsites and you also have the option to upgrade to our Premium Wi-Fi service at 106 campsites. Other campsites have FREE Wi-Fi hotspots available close to reception areas, some of which offer faster Premium Wi-Fi speeds.

### FREE Wi-Fi to pitch

Ideal for checking emails, posting to social media or browsing the web, direct to your pitch at 113 campsites.

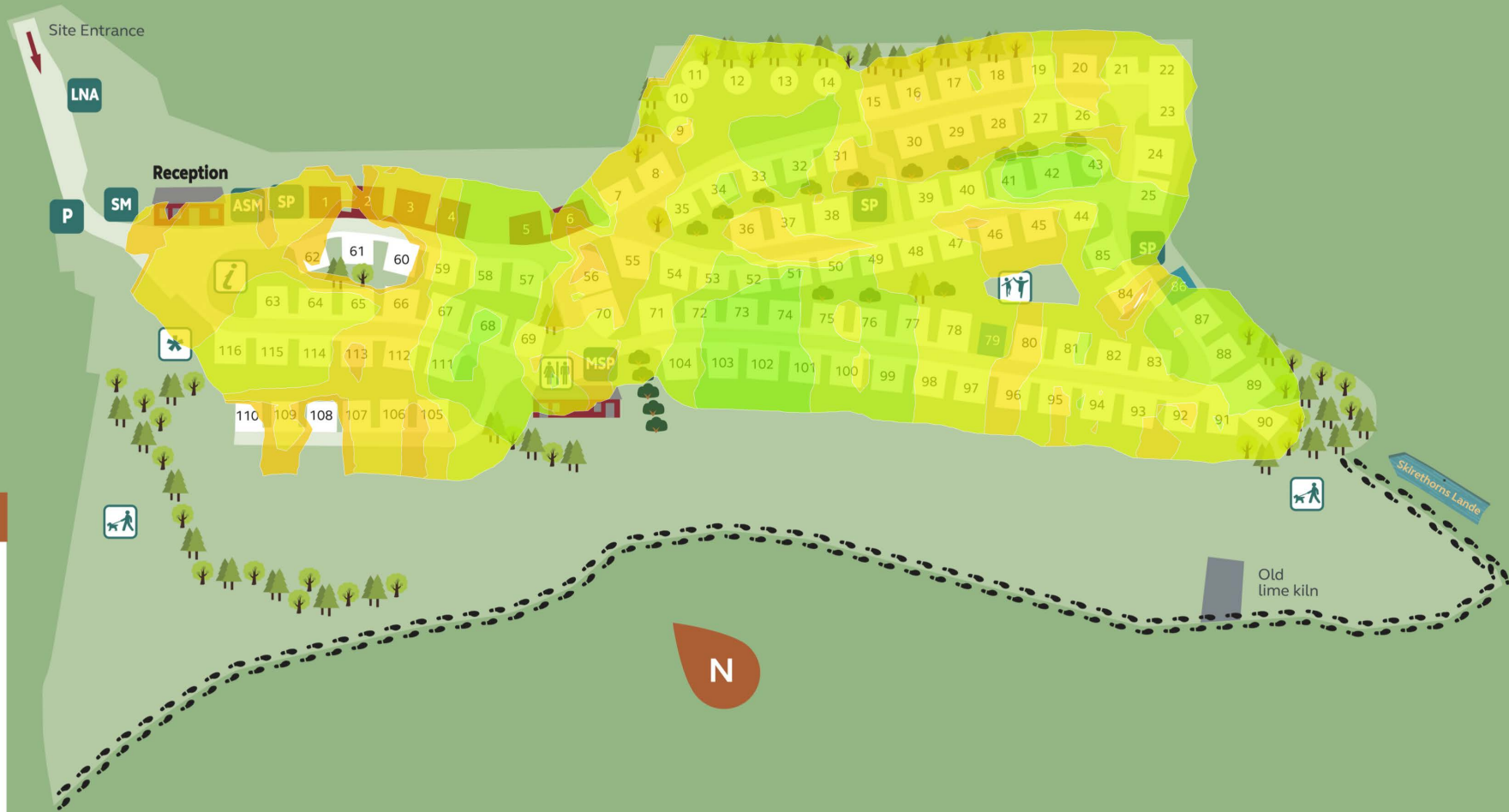
### Premium Club Wi-Fi

With our Premium Wi-Fi at 106 campsites, you can download large files and stream videos with speeds of up to 100Mbps.













Visit [camc.com/Wi-Fi](http://camc.com/Wi-Fi) to find out more.

# Wharfedale Club Campsite

-67 dBm  ≥ -30 dBm



## Site Map Key

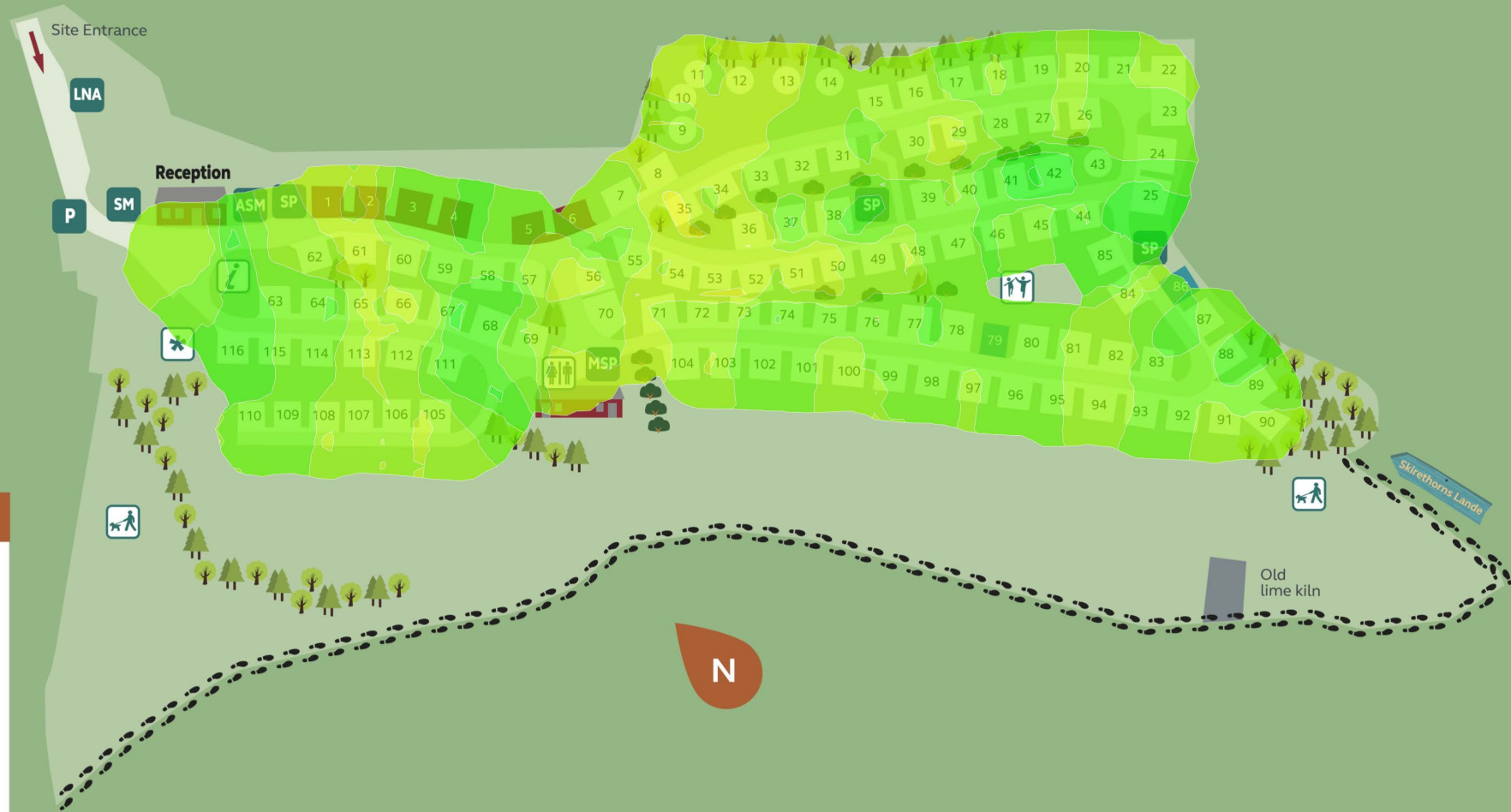
-  Assembly Point
-  Assistant Site Manager
-  Dog Walk
-  Footpath
-  Information Room
-  Late Night Arrivals Area
-  Motorhome Service Point
-  Parking
-  Play Area
-  Service Point
-  Site Manager
-  Toilet Block

## Pitch Guide













Pitch type	Peg colour	Hardstanding	Grass
Standard with awning	White		
Standard without awning	Blue		
Serviced	Red		

# Wharfedale Club Campsite

-67 dBm  ≥ -30 dBm



## Site Map Key

-  Assembly Point
-  Assistant Site Manager
-  Dog Walk
-  Footpath
-  Information Room
-  Late Night Arrivals Area
-  Motorhome Service Point
-  Parking
-  Play Area
-  Service Point
-  Site Manager
-  Toilet Block

## Pitch Guide

Pitch type	Peg colour	Hardstanding	Grass
Standard with awning	White		
Standard without awning	Blue		
Serviced	Red		