

# Clumber Park Wi-Fi heat maps

## About Club Wi-Fi

Our Wi-Fi operates on 2 different frequencies, 2.4GHz and 5GHz. In most cases your device will choose the most appropriate frequency automatically, but here are some important notes about the different frequencies that may help you choose a pitch to suit your Wi-Fi needs:

- Wi-Fi signal strength for both frequencies has been tested in front of each pitch. The 5GHz frequency is more easily blocked by solid objects, so may be significantly lower inside your outfit than indicated..
- Some older devices are unable to use the 5GHz frequency and are limited to 2.4GHz. The following devices (or newer) should be able to connect to 5GHz Club Wi-Fi:
  - Android phones after 2013 and tablets after 2014
  - Apple phones and tablets after 2012.
- Check in your manual or the manufacturer's website if your TV supports the 5GHz frequency. If your TV supports 802.11ac or 802.11n, it supports 5GHz. Smart TVs can be connected to the Premium Club Wi-Fi, but will need to be registered/signed in to BT's Wi-Fi portal via a web browser.

Visit [camc.com/Wi-Fi](http://camc.com/Wi-Fi) for more guidance on connecting your devices to Club Wi-Fi.

## Using heat maps

The first heat map shows the range and strength of signal for the 2.4GHz frequency and the second 5GHz. Each heat map has a colour scale indicating the strength of signal to each pitch.

**Weaker signal**

**Stronger signal**

-67 dBm

≥ -30 dBm

Signal strength values are negative, so -30dBm (green) is a stronger signal than -67dBm (orange). -67dBm is the minimum signal strength needed to make phone calls over Wi-Fi or stream video, though both also need adequate bandwidth/speed. The minimum speed to stream BBC iPlayer at standard quality is a little over 1.5Mbps (Free Club Wi-Fi is limited to 1Mbps).

*Please note: We cannot guarantee specific pitch availability on arrival at site.*

## Our Wi-Fi services

We're currently upgrading our Wi-Fi service across our Club campsite network. When our campsites have been upgraded, we'll be offering FREE Wi-Fi to pitch at 115 campsites. You will also have the option to upgrade to our Premium Wi-Fi service at 135 campsites.

Campsites not yet upgraded have FREE Wi-Fi hotspots available close to reception areas.

### FREE Wi-Fi to pitch

Wi-Fi to check emails, post to social media or browse the web, direct to your pitch at 110 campsites.

### Premium Club Wi-Fi

















With our Premium Wi-Fi at 95 campsites, you can download large files and stream videos with speeds of up to 100Mbps.

Visit [camc.com/Wi-Fi](http://camc.com/Wi-Fi) to find out more.

# Clumber Park Club Campsite

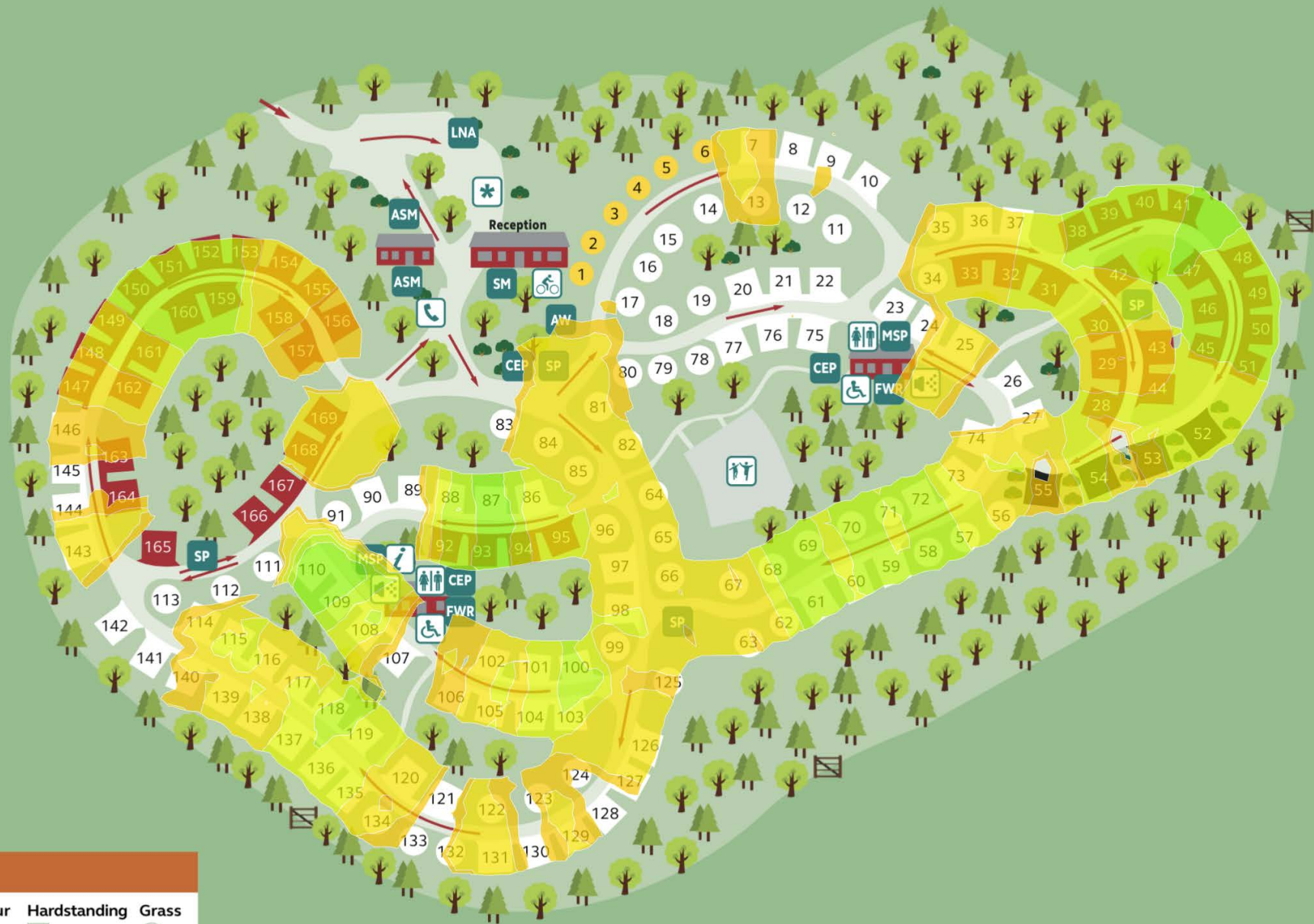
N

## Site Map Key

-  Assembly Point
-  Assistant Site Manager
-  Bike Lock Up
-  Dog and Bike Wash Point
-  Information Room
-  Late Night Arrivals Area
-  Motorhome Service Point
-  Play Area
-  Service Point
-  Telephone
-  Toilet Block
-  Site Manager
-  Gate access for dog walks
-  Family Wash Room
-  Disabled Bathroom
-  Chemical Toilet Emptying Point

## Pitch Guide

Pitch type	Peg colour	Hardstanding	Grass
Standard with awning	White		
Serviced	Red		
Tent with EHU	Yellow		
Premium serviced	Black		



















-67 dBm  ≥ -30 dBm

# Clumber Park Club Campsite

5GHz

N

## Site Map Key

-  Assembly Point
-  Assistant Site Manager
-  Bike Lock Up
-  Dog and Bike Wash Point
-  Information Room
-  Late Night Arrivals Area
-  Motorhome Service Point
-  Play Area
-  Service Point
-  Telephone
-  Toilet Block
-  Site Manager
-  Gate access for dog walks
-  Family Wash Room
-  Disabled Bathroom
-  Chemical Toilet Emptying Point

## Pitch Guide

Pitch type	Peg colour	Hardstanding	Grass
Standard with awning	White		
Serviced	Red		
Tent with EHU	Yellow		
Premium serviced	Black		

-67 dBm  ≥ -30 dBm

